


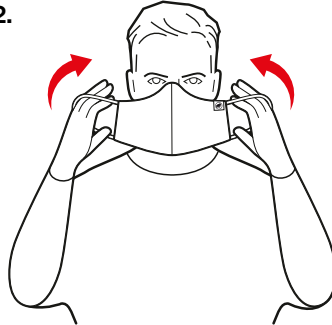
HANDLING

1.



Since you touch your face clean your hands beforehand.

2.



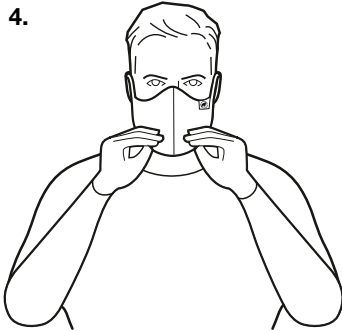
Cover your mouth and nose with mask. Logo must be visible on the outside.

3.



Attach the straps well behind the ears.

4.



Position the mask. It must sit well over the nose and close off under the chin.

5.



Press once tightly and check fit. Do not touch with your hands while wearing.

6.



Remove the mask using the straps. Do not touch the mask. Clean hands.

WARNING

This is not a medical product and does not provide protection from infection. It is intended for private use only. Mask acts as a barrier that reduces the risk of infecting others because it can shorten the range of the droplets that are ejected when people cough, sneeze and speak.

CARE INSTRUCTIONS

Wash at 40°C gentle cycle. Do not tumble dry, do not dry clean. HeiQ Virobloc significantly reduces viral and bacterial infectivity. Virobloc lasts up to 30 wash cycles.