

6.0 GLACIER CORD DRY

Head Office
Mammut Sports Group AG
Birren 5
5703 Seon
Switzerland

mammut.com/support/contact

Made in CZ
EN 564:2023
PPE Regulation (EU) 2016/425
UIAA 102

Quality assurance of the production
process (module D) conducted by:

TÜV Austria Service GmbH
NB0408
Deutschstrasse 10, 1230 Wien
Austria

Europe
Mammut Sports Group GmbH
Mammut-Basecamp 1
87787 Wolfertschwenden
Germany

EU type examination (module B)
conducted by:

TÜV Süd Product Service GmbH
NB0123
Ridlerstrasse 65, 80339 München
Germany

CE 0408

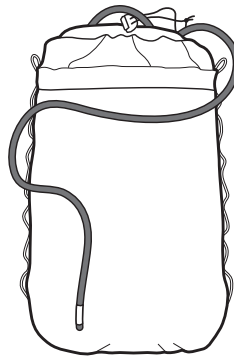


MAMMUT



MAMMUT

6.0 Glacier Cord Dry User Manual



SWISS DESIGN © SINCE 1862



6.0 Glacier Cord Dry

Warning

Please read these guidelines carefully and follow them strictly before using the product. It can save your life.

The warning symbols below represent different levels of threat and are used to make this easily recognizable.

The latest version of the user manual can be found on mammut.com. The last digit of the packaging numbers will show you which version you have.

Warning symbols



Danger of death



High risk



Important information

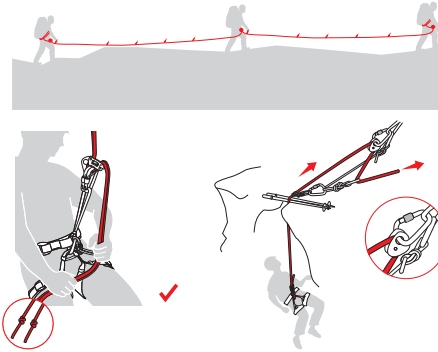


Check latest version
user manual

Mammut Version 1
HI-MAM-047-1
0801679 2024-08-S25

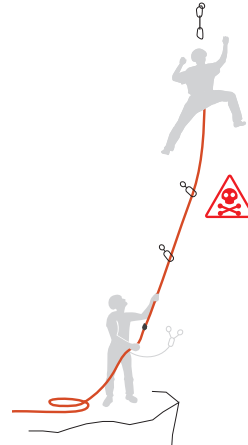
1 Made for

1.1 Made for glacier travel, rappelling
maneuvers and rescue techniques

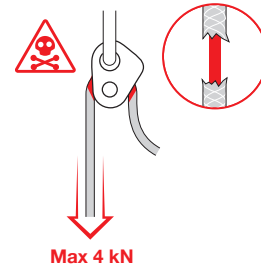


2 Warning

2.1 The 6.0 Glacier Cord Dry is hyperstatic;
it cannot absorb the energy of a fall

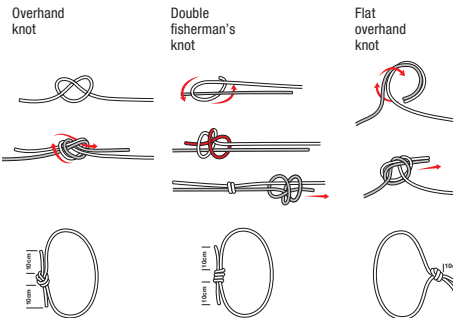


3 Compatibility



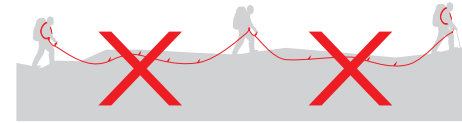
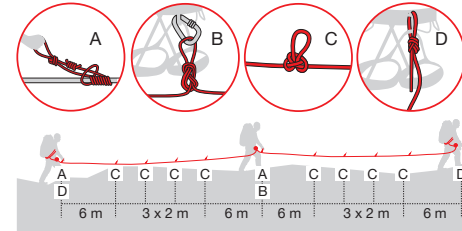
4 Strength

Diameter	Weight per meter	Minimum breaking load			
		Single strand	Overhand knot	Double fisherman's knot	Flat overhand knot
Ø 6 mm	25 g/m	14,00 kN	12,00 kN	15,00 kN	10,50 kN

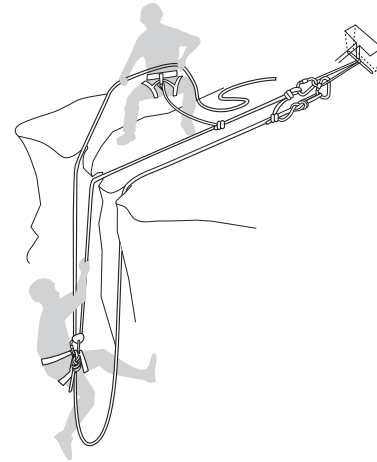


5 Usage

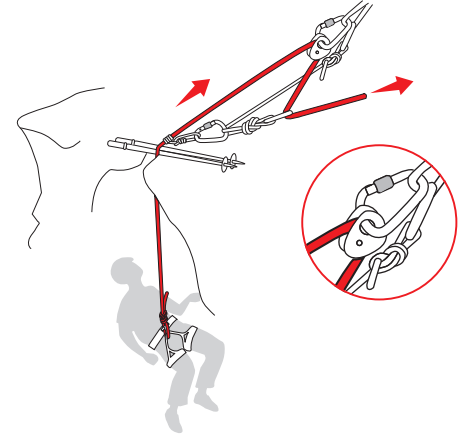
5.1 Tying in on the glacier




5.2 Possible rescue techniques



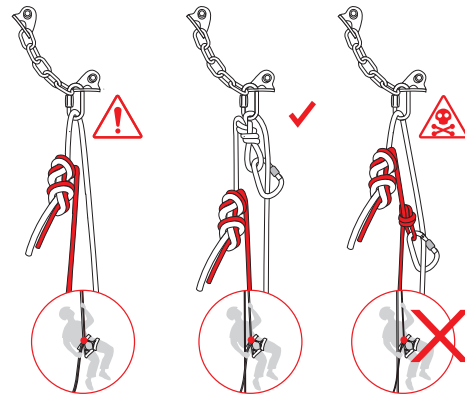
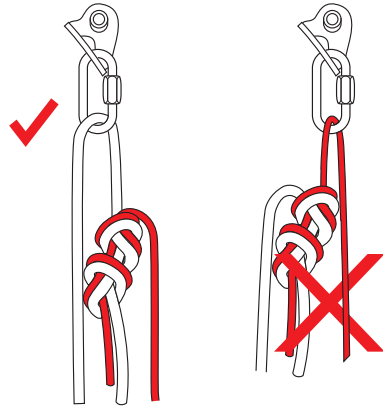
5.2 Possible rescue techniques



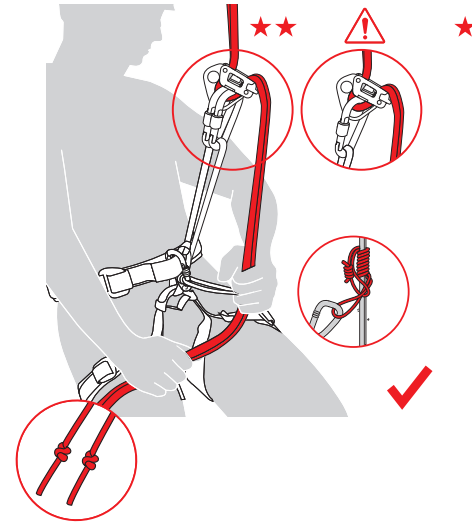
5.3 Connecting



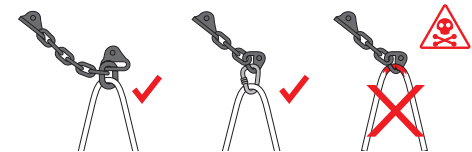
5.4 Rappelling



5.5 Rappelling

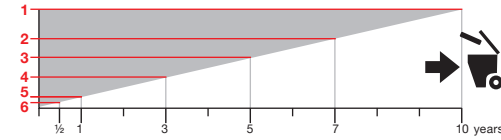


5.6




6 Service life and when to retire

6.1



6.2




7 Storage & Transport



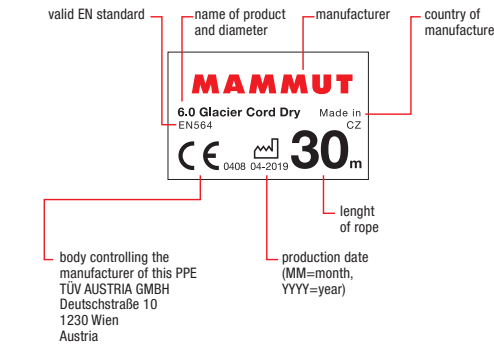
8 Cleaning



9 Drying



10 Explanation of marking



11 Declaration of conformity



<https://ppe.mammut.com>